











MASCHIO

| | | | |
|-----|--|--------------------|--|
| I |  | 3 ↕ <2,5 | Stage I: prepubertal; testicular size less than 4 cc in volume and 2.5 cm in longest dimension |
| II |  | 4 ↕ 2,5-3,2 | Stage II: enlargement of scrotum and testes; scrotal skin reddens and changes in texture; growth of testes to 4 cc or greater in volume |
| III |  | 10 ↕ 3,6 | Stage III: enlargement of penis (length at first); further growth of testes |
| IV |  | 16 ↕ 4,1-4,5 | Stage IV: increased size of penis with growth in breadth and development of glans; testes and scrotum larger, scrotal skin darker |
| V |  | 25 ↕ >4,5 | Stage V: adult genitalia |

FEMMINA

| | | |
|-----|---|--|
| I |  | Stage I: prepubertal |
| II |  | Stage II: breast bud with elevation of breast and papilla; enlargement of areola |
| III |  | Stage III: further enlargement of breast and areola; no separation of contour |
| IV |  | Stage IV: areola and papilla form secondary mound above level of breast |
| V |  | Stage V: mature stage; projection of papilla only, related to recession of areola |